

YOUR COLONOSCOPY IS SCHEDULED FOR:

Date of Procedure: _____

Gastro Health Physician: _____

Arrival Time: _____

Facility/address: _____

Phone: _____

Registration Assistant: _____

DAY BEFORE-CLEAR LIQUID PREPARATION INSTRUCTIONS FOR YOUR COLONOSCOPY WITH **CLENPIQ**.

PLEASE REVIEW THE INSTRUCTIONS **AT LEAST 3 DAYS PRIOR** TO THE PROCEDURE. USE THESE PREPARATION INSTRUCTIONS **AND NOT** THOSE INCLUDED WITH THE CLENPIQ BOX.



**It is important that you follow these directions carefully
and complete the entire preparation to ensure the most effective cleansing.**

- If you are taking any blood thinners **AND** this was **NOT** discussed with your doctor at the time of scheduling the procedure, please call us **BEFORE** starting the preparation. These include, but are not limited to *Aspirin*, *Coumadin-(Warfarin)*, *Plavix-(Clopidogrel)*, *Xarelto-(Rivaroxaban)*, *Arixtra-(Fondaparinux)*, *Effient-(Prasugrel)*, *Aggrenox-(Aspirin/Dipyridamole)*, and all NSAIDs (for example *Ibuprofen*, *Motrin*, *Aleve*, *Naproxen*, *Celebrex*, *Mobic*).
- **YOU MUST CONTINUE TO TAKE ALL** your other medications every day prior to the colonoscopy AND take them with a small sip of water on the day of your colonoscopy.
- **IF YOU ARE DIABETIC, DO NOT** take your diabetic pills the day of the colonoscopy.
- Please make arrangements to have someone drive you home after the procedure. You will not be allowed to drive yourself home.

DAY BEFORE PREPARATION INSTRUCTIONS FOR YOUR COLONOSCOPY WITH CLENPIQ.

3 DAYS BEFORE THE PROCEDURE



STOP eating fruits and vegetables including beans, corn and seeds.

THE DAY PRIOR TO THE PROCEDURE


You may not have any solid food. If desired, you may have a liquid yogurt only for breakfast before 10 AM, no later. After 10 am, you may have only clear liquids. For example: water, coffee, tea, broth, sodas, apple juice, Gatorade, Kool-aid, Jell-O, popsicles, and hard candy.

It is important to drink extra clear liquids before your prep to maintain adequate hydration.
DO NOT DRINK MILK. DO NOT DRINK LIQUIDS THAT ARE RED OR PURPLE IN COLOR.

BEGIN YOUR CLENPIQ

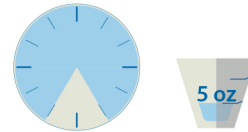
STEP 1:

- Starting between 5:00 PM and 7:00 PM
- Drink one (1) bottle of Clenpiq.
- Drink the entire contents right from the bottle.



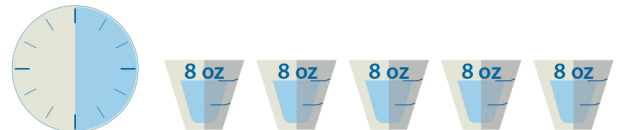
STEP 2:

- Follow with FIVE (5) 8-ounce glasses of any clear liquid.
- About one (1) cup every 30 minutes.



STEP 3:

- Follow with FIVE (5) 8-ounce glasses of any clear liquid.
- About 1 cup every 30 minutes.



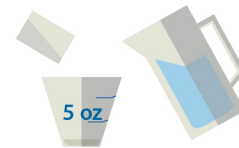
THE DAY OF THE PROCEDURE

STEP 4:

- Starting at _____

(4 hours before the arrival time)

MIX SECOND DOSE following directions on **Step 1**.



STEP 5:

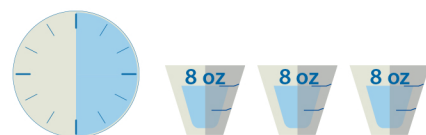
- Drink the entire contents.



STEP 6:

- Follow with THREE (3) 8-ounce cups of any clear liquid.
- About 1 cup every 30 minutes.

Finish the entire prep even if stool is clear liquid.



YOU MUST COMPLETE STEP 6 AND STOP ALL LIQUIDS BY _____ (At least 2 hours before your Arrival Time)

Please call us if you have any questions or if you are having difficulty with the preparation. We are available 24 hours a day, 7 days a week.